

# Welcome to



# WILLIAM FARR

C of E Comprehensive School



Name: .....

September 2026

## PEOPLE WHO WILL HELP ME



**Mrs L Starbuck**  
**Head of Year 7**



**Mrs D Townsend**  
**Assistant Head of Year 7**



**Mr R Peters**  
**SENDCo**



**Mr G Benthin**  
**Keyworker**



**Mrs H Lawson**  
**Keyworker**



**Mrs L Fisk**  
**Keyworker**

## If I Feel Worried

 Talk to a teacher

 Go to the Hub

 Talk to my keyworker

# Teaching Assistants who will help me



Mrs J Mclean



Mrs K Archer



Mrs K Leonard



Mrs L Fisk



Mr L Ross



Mrs N Clayton



Mrs N  
Doddsworth



Mrs N Vega



Miss P  
Holbrook



Mrs S Bray



Mrs S  
O'connor



Mrs C Wilson



Miss C Elam



Mrs A Xu



Mr C Harris



Mrs C Rands



Mrs D  
Stephens



Miss E  
Barnicoat



Mrs E Edwards



Miss G  
Starbuck



Mrs G Sutor



Miss H  
Melbourne

## Break and Lunchtime

What time does break start and finish?

---

Is there anywhere to get food at break and if so where?

---

Are there any clubs/ activities and if so, where are they held?

---

Is there somewhere quiet I can go to at break times?

---

What time does lunchtime start and end?

---

Where do I go for lunch? (mark it on your school plan)

---

How do I choose my lunch?

---

How do I know how much things are and where do I pay?

---

Where do I sit to eat

---

# Food at school

You can either bring a pack up from home or choose from the options in the canteen. Canteen food **must** be eaten in the canteen and pack ups can be eaten in your form room or (in nice weather) on the field.

**Please do not bring nuts into school as we are a nut-free school.**

## Canteen

The canteen is open at break, lunchtime and after school.

It serves a range of snacks, main meals, jacket potatoes, pasta pots and sandwiches.

Each term you will be given one of three times (sittings) to go into lunch:

12.40pm, 12.50pm or 1pm

You can only go into the canteen at this time to get your food.

## Different areas

There are two different serving areas where you can queue to get food: one nearest Irving and the other nearest reception. You can get most of the food choices at both serving areas, but main meals can only be found at the serving area nearest reception.

## How to pay

The school uses a system called ParentPay to help you pay for your food. You will have your fingerprint taken so that you can use this to pay. Your parents will put money on your account for you.

## Menus

A full range of the menus can be found on the school website. You might want to practise choosing different options before you come to school.

## Meal deals

Meal deals are where you get a main meal or a jacket potato or a pasta pot or a sandwich PLUS water PLUS a cake.

# STREATERIES

## LUNCH MENU

TRADITIONAL



### WEEK 3

05/05/25, 26/05/25, 16/06/25,  
07/07/25, 28/07/25, 18/08/25,  
08/09/25, 29/09/25, 20/10/25



### MON

**Pork Sausages**  
with Red Onion

Sticky Veggie Bangers ✓

Crushed New Potatoes  
Peas



### TUE

**Minced Beef**  
& Onion Pie

Lentil &  
Onion Pie ✓

Mashed Potatoes  
Green Cabbage



### WED

**Lemon Garlic Chicken Bake**  
with Sage & Onion Crumb

Cauliflower Cheese  
with Gravy ✓

Skin on Garlic Roasties  
Roasted Summer Vegetables



### THU

**BBQ Pulled Pork Bap**  
with Coleslaw

Cheesy Garlic Mushroom &  
Leek Mac & Cheese ✓

Coleslaw  
Firecracker Rice



### FRI

Choose from:  
**Battered Fish**  
Sausage or Veg Sausage  
(battered or plain) ✓  
Margherita Pizza ✓  
Chicken Nuggets ✓  
Chips ✓

Minty Peas, Baked Beans,  
Gravy or Curry Sauce ✓

## MAINS

## SIDES

- ITALIAN TOMATO PASTA DAILY - **PASTA & NOODLE POTS** - ITALIAN TOMATO PASTA DAILY -

BEST EVER  
BOLOGNESE  
(PASTA)

CHINESE CHICKEN  
CURRY  
(NOODLE)

CLASSIC  
MEATBALL MARINARA  
(PASTA)

SWEET & SOUR VEG  
(NOODLE)

PROTEIN SPICY PORK  
& GARLIC RAGU  
(PASTA)

## DELIKITCHEN

HOT GRAB & GO

CHICKEN  
BIRYANI BURRITO

MAC CHEESE  
PIZZA SLICE

CHIMICHURRI BUTTERMILK  
CRUNCH WINGS

GARLIC & HERB  
CHICKEN WRAP

CRISPY CHICKEN  
BURGER

## BIG BOWL SALAD

RANCH & EGG  
COBB SALAD

RANCH & EGG  
COBB SALAD

MEXICAN TORTILLA  
CRUNCH BOWL

MEXICAN TORTILLA  
CRUNCH BOWL

SALAD SPECIAL

## DESSERTS

Aspens  
Cookies

Palmier  
Biscuit

Chocolate  
Popcorn Bars

Cinnamon  
Apple Strudel

Chocolate  
Oat Slice

Daily Meal Deals  
Regular  
Chef's Specials

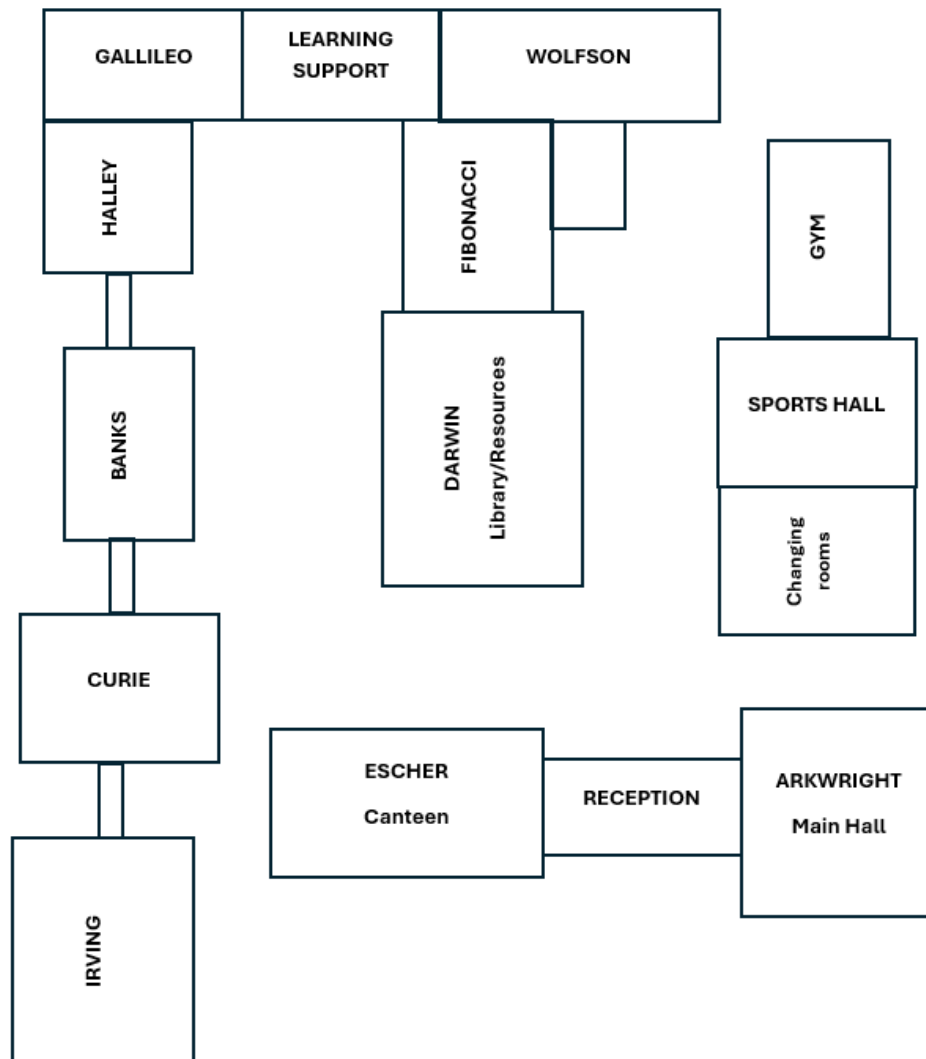
DAILY  
- JACKET POTATOES -  
BEANS - CHEESE - TUNA MAYO  
OR SIMPLY PLAIN

Freshly Made from Scratch  
**DAILY!**

Fresh Cut Fruit  
& Yogurt Pots  
Available Daily

HANDCRAFTED DELI  
SANDWICHES, BAGUETTES,  
WRAPS, SALADS & MORE!

# School map – Finding your way around



All the rooms in each block are numbered:

- Letters tell you the building
- Numbers tell you the room
  
- Example: G10 = Galileo building, room 10
  
- All single digit numbers (1-9) are on the ground floor
  - All double digit numbers (10-17) are upstairs

## What to do if the fire alarm goes off 🔥

1. Stop what you are doing
2. Walk out quietly through the fire exit
3. Go to the meeting point
4. Stay with your class
5. Line up in silence for the register



## My Timetable

We have a week one and a week two timetable.

Your lessons and teachers may be different depending on which week it is.

You need to check your timetable the night before so you know what equipment you will need to pack for the next day.

Listen out for the bell.

It can be helpful to colour coordinate your timetable by colouring all your English lessons in one colour and all your maths lessons in a different colour etc.

### Important

 Pack your bag the night before

This stops you making mistakes when you are tired in the morning!

## Here is an example of a 'week one' timetable

Week 1 21/06/2026 - 27/06/2026

	Monday	Tuesday	Wednesday	Thursday	Friday
<b>AM</b>	F12 Mrs K Pitts	F12 Mrs K Pitts	F12 Mrs K Pitts	F12 Mrs K Pitts	F12 Mrs K Pitts
<b>1</b>	Physical Education Sport Miss B Steel	French C14 Mrs A Colautti	Geography B10 Mr C Strange	Science W1 Ms R Siddiqui	Science W1 Ms R Siddiqui
<b>2</b>	Geography B10 Mr C Strange	Religious Studies B14 Miss S Coulson	Science W1 Mr L Tomlinson	Mathematics W7 Mrs L Clifford	French C14 Mrs A Colautti
<b>3</b>	Science W1 Ms R Siddiqui	Personal, Social and Health Education F12 Mrs K Pitts	French C11 1 COVER	Art E10 Mrs L Bird	English W11 Mrs H Adams
<b>PM</b>	F12 Mrs K Pitts	F12 Mrs K Pitts	F12 Mrs K Pitts	F12 Mrs K Pitts	F12 Mrs K Pitts
<b>4</b>	Design and Technology A2 Mr M Oliver	English W11 Mrs H Adams	Religious Studies H11 Mrs R Peachment	History C2 Mr M Brittain	Mathematics W7 Mrs L Clifford
<b>5</b>	History C2 Mr M Brittain	Computer Studies/Science D12 Mr J Butcher	Mathematics W7 Mrs L Clifford	Drama I1 Mrs D Townsend	Design and Technology A2 Mr M Oliver

## Here is an example of a 'week two' timetable

Week 2 14/06/2026 - 20/06/2026

	Monday	Tuesday	Wednesday	Thursday	Friday
<b>AM</b>	F12 Mrs K Pitts	F12 Mrs K Pitts	F12 Mrs K Pitts	F12 Mrs K Pitts	F12 Mrs K Pitts
<b>1</b>	English W11 Mrs H Adams	Music I12 Mr P Whitehead	Art E11 Mrs L Bird	History C2 Mr M Brittain	English W11 Mrs H Adams
<b>2</b>	Science W1 Mr A Fellows	English W11 Mrs H Adams	Drama I1 Mrs D Townsend	Mathematics W7 Mrs L Clifford	Design and Technology A2 Mr M Oliver
<b>3</b>	Physical Education Sport Miss B Steel	Personal, Social and Health Education F12 Mrs K Pitts	Physical Education Sport Miss B Steel	English W11 Mrs H Adams	Music I12 Mr P Whitehead
<b>PM</b>	F12 Mrs K Pitts	F12 Mrs K Pitts	F12 Mrs K Pitts	F12 Mrs K Pitts	F12 Mrs K Pitts
<b>4</b>	Geography B10 5 COVER	Physical Education Sport Miss B Steel	French C14 Mrs A Colautti	Mathematics W7 Mrs L Clifford	Mathematics W7 Mrs L Clifford
<b>5</b>	Design and Technology A2 Mr M Oliver	History C2 Mr M Brittain	Computer Studies/Science D12 Mr J Butcher	Science W1 Mr L Tomlinson	Geography B10 Mr C Strange

It reads:

Subject  
Room  
Teacher

# What equipment will I need?

























- ✓ 2 x Black or blue pens
- ✓ 2 x pencils
- ✓ Rubber
- ✓ Pencil sharpener
- ✓ 30 cm ruler
- ✓ Protractor
- ✓ 2x green or purple pen (for corrections)
- ✓ Scientific Calculator (Casio FX-83GT CW)
- ✓ Books and equipment for the day
- ✓ PE Kit
- ✓ Hair Band (for long hair)
- ✓ Water bottle
- ✓ Shirt or apron to protect from paint or clay
- ✓ Suitable bag to put



# William Farr School Uniform



# William Farr P.E. Kit

<input checked="" type="checkbox"/> Tick	 Symbol	 Item
<input type="checkbox"/>		PE T-shirt
<input type="checkbox"/>		PE shorts / skort
<input type="checkbox"/>		White socks
<b>OR:</b>		
<input type="checkbox"/>		Rugby top
<input type="checkbox"/>		Tracksuit bottoms / leggings
<input type="checkbox"/>		Football socks (black)
<b>PLUS:</b>		
<input type="checkbox"/>		PE jumper / hoodie
<input type="checkbox"/>		Trainers
<input type="checkbox"/>		Football boots (if needed)
<input type="checkbox"/>		Spare socks
<input type="checkbox"/>		Spare underwear
<input type="checkbox"/>		Waterproof jacket
<input type="checkbox"/>		Hat / gloves (cold weather)
<input type="checkbox"/>		Water bottle
<input type="checkbox"/>		Deodorant (roll-on/stick only)
<input type="checkbox"/>		Hair bobble (if required)
<input type="checkbox"/>		Shin pads (if required)
<input type="checkbox"/>		Gum shield (if required)
<input type="checkbox"/>		Medical items (e.g. inhaler)
<input type="checkbox"/>		Bag packed
<input type="checkbox"/>		Correct day checked
<input type="checkbox"/>		Name on items

## Getting changed for P.E

1. In your class sets, line up in a **straight line**, in **silence**, on the tennis courts.
2. Once the member of staff has told you to go in, find a peg and start getting changed. Put your uniform in a neat pile.
3. It is your responsibility to check your timetable and make sure you bring the correct kit each lesson.

### What happens if I forget my kit?

See the member of staff in the changing room to apologise **before** you start getting changed. They will record your kit mark.

The member of staff will then lend you some kit.

### What happens if I am unable to take part in the P.E. lesson?

See the member of staff in the changing room to hand in a note from your parents or guardian explaining why you cannot physically participate in the lesson.

You still need to bring in the correct footwear.

### What does my kit mark mean?

Little kit mark – forgotten 1 or more pieces of kit:

- 1<sup>st</sup> = Warning
- 2<sup>nd</sup> = Warning
- 3<sup>rd</sup> = A 20-minute lunch time detention
- 4<sup>th</sup> = Head of Faculty detention

Big kit mark – forgotten all of your kit:

- 1<sup>st</sup> = 20-minute lunch time detention
- 2<sup>nd</sup> = Head of Faculty detention

Kit marks re-start at the beginning of each full term.

# William Farr Code of Conduct

## A B C D E F

<b>A</b>	Accept your choices	<ul style="list-style-type: none"><li>• My actions are my choice</li></ul>
<b>B</b>	Be on time	<ul style="list-style-type: none"><li>• Be on time to lessons</li></ul>
<b>C</b>	Come prepared 	<ul style="list-style-type: none"><li>• Bring the right equipment</li></ul>
<b>D</b>	Do your best 	<ul style="list-style-type: none"><li>• Complete classwork</li></ul>
<b>E</b>	Everyone is safe and kind 	<ul style="list-style-type: none"><li>• Keep hands and feet to yourself</li></ul>
<b>F</b>	Follow instructions 	<ul style="list-style-type: none"><li>• Listen to adults</li><li>• Follow instructions</li></ul>

# The House System ❄️

You will be given a house when you arrive, and the stripe in your tie will match your house colour.

There are six houses:













The house system plays an important part in the life of the school and a wide range of sports and cultural competitions are organised throughout the year.

The reward system is based on house points – you can earn points for your house by doing good work and by being a good human being as well as by taking part in the competitions!

# Things to help me do my best:

## **Year 7 Daily Organisation Checklist**

-  Pack my bag the night before
-  Get my uniform ready
-  Bring my bus pass
-  Bring my house key
-  All equipment (pens, planner)
-  PE kit / cooking supplies
-  Homework completed
-  Check timetable
-  Lunch or money
-  Leave on time

## Regulation strategies that can help when things get tough:

Take five breathing - [MHST Five Finger Breathing](#)

Five senses breathing – [The 5-4-3-2-1 Method: A Grounding Exercise to Manage Anxiety](#)

Square breathing - [Square Breathing](#)

What happens if I don't make the right choice?

## Behaviour

- C1 = Warning
- C2 = Second warning
- C3 = Further action

C2 = Class teacher Break Detention

C3 = W2 Lunch Detention

C2 x 2 = HOF Lunchtime Detention

Failure to attend HOF Lunchtime Detention will result in SLT afterschool Detention

# Homework

Homework will start with maths and reading as well as any revision you need to do for tests. More subjects will be added each term.

Homework will be set on the VLE. You will get a log in for this in your first computing lesson.

You will also get a homework diary to write your homework in. Your TA can help you with this if you need it.

Homework tasks should take no longer than 30 minutes.

You earn house points for doing your homework and more points for doing outstanding homework!

Projects are optional. These cover: art, design and technology, geography, history, music and religious studies. Different tasks will be set in terms 3, 4 and 5. These will earn you extra house points and certificates.

This table shows you which subjects are added each term:

<b>Year 7:</b>	<b>Subjects</b>	<b>How often</b>
<b>Term 1</b>	Maths - Sparx	Weekly
	English - reading	Weekly
<b>Term 2</b>	<b>Added</b>	
	English – Written task	Every two weeks
<b>Term 3</b>	<b>Added</b>	
	French – Vocabulary Learning	Weekly
	Project 1	Due in the week before the end of term
<b>Term 4</b>	<b>Added</b>	
	Science	Every two weeks (the other week to English)
	Project 2	Due in the week before the end of term
<b>Term 5</b>	<b>Added</b>	
	Project 3	Due in the week before the end of term
<b>Term 6</b>	<b>Keep going!</b>	

# Extra-curricular Activities and Enrichment Passport

The school has lots and lots of extra clubs that you can go to at lunchtime and/or after school.

These clubs are a really good way to get to know other students that like the same things you like.

They are also a good way to learn new skills.

There will be a full list of clubs up in your form room.

The school also supports lots of charities. You are encouraged to get involved by raising money for these, either on your own or in a team with your form.

The Enrichment passport is a good way to celebrate all the extra things you do in school.

There are also lots of trips that you can go on. In Year 7 you get to go to the Space Centre, the Lincolnshire Show as well as have a disco and a film night.



# Starting you on a wonderful journey



Things I found helpful in primary school:

# How I can help myself get ready over the summer:

Pack my pencil case



Try on my uniform 



Practise packing my bag for each day using my timetable 



Rehearse my morning routine 

Practise changing from my school uniform into my P.E. kit  

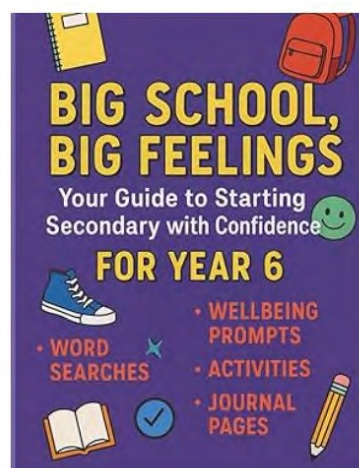

Look at the map of the school 

Watch the videos on the school website 

If you are having lunch from the canteen, check out the menu 

# Summer reading:

There are books that you can ask your parents to get to help you prepare even more:



# Notes